

# A Recipe for More Environmentally Sustainable Non-Formal Education



## Environmental sustainability?



### why?

quality of life improvement

ecosystem protection

investment in the future

preserving natural resources

## Being environmentally friendly in non-formal education means...



Being aware of the impact on the environment that different activities have

Reducing the negative impact we have on the environment



Applying the sustainability priorities while designing and achieving goals set for the project

Striving for more environmentally responsible behaviour led by example, and practice the values in everyday life



Saving resources, reduce energy use, waste, and carbon footprint

Opting for sustainable food and mobility choices



Encouraging engagement and proactivity for sustainable development in communities

## Benefits of your more environmentally friendly activities

an action now for a better future

greener impact of the project

enhancing environmental awareness of participants

setting standards for sustainability in non-formal education


enabling your target groups to experience green solutions

reduction of carbon footprint


saving resources

## TIPS AND TRICKS FOR ENVIRONMENTAL SUSTAINABILITY

### Transport



Encourage resigning from flying



If travelling by plane, reduce the number of connecting flights to cut down the emissions



Give incentives to travel green, e.g. reimburse accommodation costs on the way



Encourage using reusable water bottles during travel




If you spare some money on traveling green, donate the saving to a green cause or charity

### Food



Go vegetarian or vegan



Provide locally sourced, seasonal, organic food



Plan the amount of food and mealtimes to avoid food waste




Give flexibility to participants to cancel a meal if they know that they will not eat it



Go for self-service with instructions not to take more than you can eat



Use reusable dishes



When possible, repurpose leftover food for future meals and compost the remaining



Arrange to donate the excess food to those in need




Avoid packaged food/sweets with palm tree oil

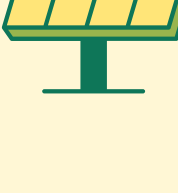
### Venue




Choose accommodation that uses green practices




Host the event in a place using renewable energy sources



Provide shared rooms for the participants



Use a training room with access to natural light



Save energy - unplug unused devices, switch off the lights, use energy-saving bulbs



Place recycling and compost bins in the training room and explain the recycling rules to the group



Encourage shorter showers



Avoid air-conditioning

### Resources



Ask participants in advance to bring their own notebook, pen, folder, and refillable bottle



Use sustainable materials wherever possible, e.g. recycled paper, avoid plastic use




Provide the materials in electronic version instead of print-outs and use or recycle materials, e.g. posters


### Educate



Share with the group why you apply green practices



Find experts within the group who can share more in-depth information on the topic



Create an info poster that participants can share further in their communities and organisations



### Learning Lab(oratory)

QUALITY NON-FORMAL EDUCATION IN THE DIGITAL WORLD

The infographic has been produced in the frame of the "Learning Lab(oratory) - quality non-formal education in the digital world" project by Service Civil International Poland.

Learn more at: <https://poland.sci.ngo/en/project/learning-lab/>



Created based on the inputs from the Learning Lab Pro participants and edited by Goška Tur, Martens Langiewicz, and Natalie Jivkova

Design: Martens Langiewicz



Co-funded by the European Union